

Nat. BIPLACE Connu

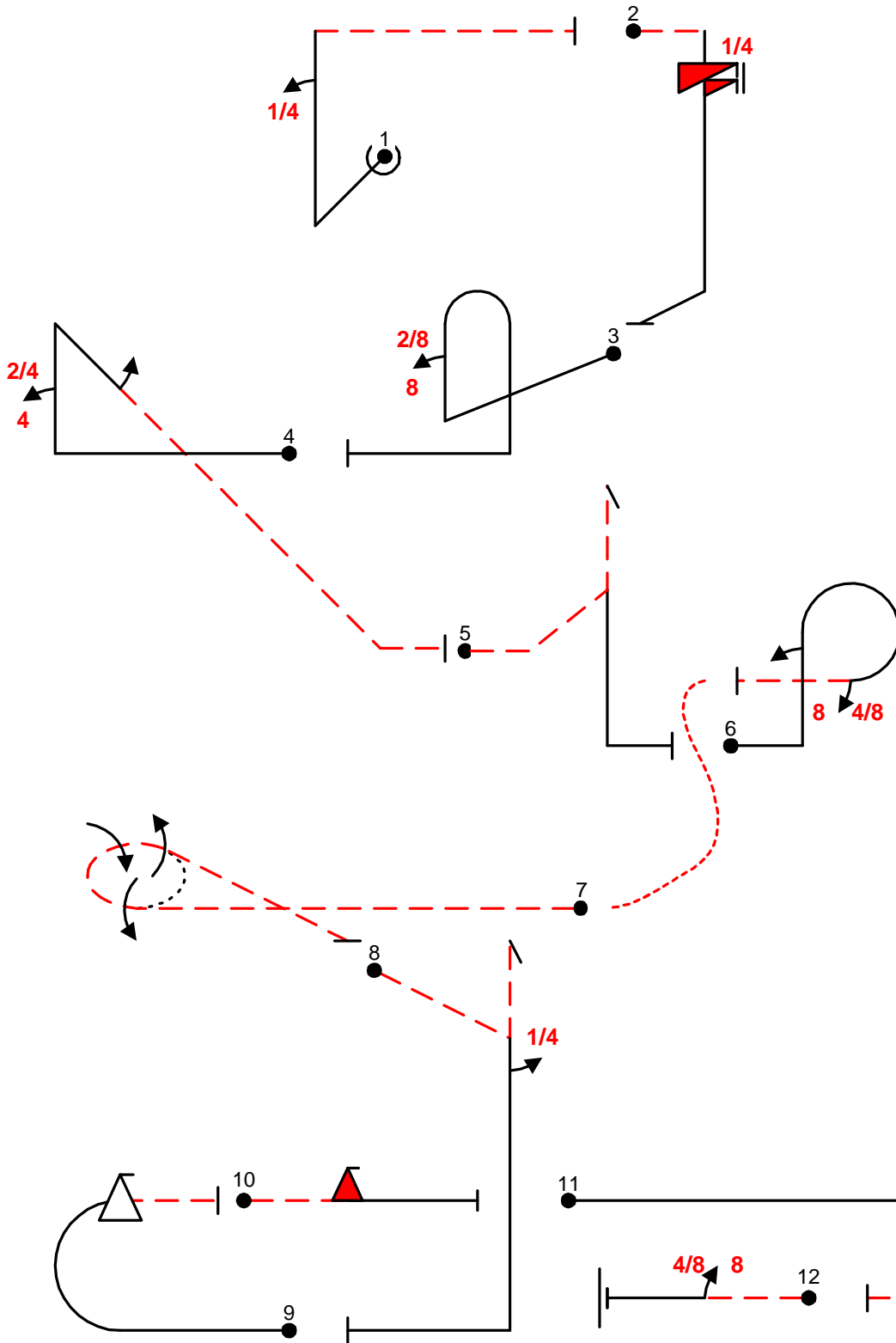
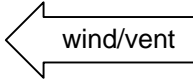
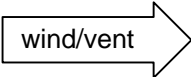


Fig 1	1.7.1 9.1.1.1	9 6	15
Fig 2	1.7.4 9.12.1.5	9 6	15
Fig 3	8.1.1 9.8.1.1	13 7	20
Fig 4	1.19.1 9.4.1.2 9.1.4.2	16 9 4	29
Fig 5	5.1.2.4	23	23
Fig 6	8.39.1 9.1.1.2 9.8.3.2	12 8 7	27
Fig 7	2.13.4	37	37
Fig 8	5.1.4 9.1.5.1	22 2	24
Fig 9	7.1.1 9.9.8.4	6 13	19
Fig 10	1.1.4 9.10.3.2	2 13	15
Fig 11	2.17.1	12	12
Fig 12	1.1.4 9.8.3.2	2 7	9

Total K = 245



Nat. BIPLACE Connu

Fig 1	1.7.1 9.1.1.1	9 6	15
Fig 2	1.7.4 9.12.1.5	9 6	15
Fig 3	8.1.1 9.8.1.1	13 7	20
Fig 4	1.19.1 9.4.1.2 9.1.4.2	16 9 4	29
Fig 5	5.1.2.4	23	23
Fig 6	8.39.1 9.1.1.2 9.8.3.2	12 8 7	27
Fig 7	2.13.4	37	37
Fig 8	5.1.4 9.1.5.1	22 2	24
Fig 9	7.1.1 9.9.8.4	6 13	19
Fig 10	1.1.4 9.10.3.2	2 13	15
Fig 11	2.17.1	12	12
Fig 12	1.1.4 9.8.3.2	2 7	9

Total K = 245

